

2010 - 2011 BENCHMARKING DATA

Edexcel Level 3 BTEC National Awards, Certificates and Diplomas (NQF)

Edexcel BTEC Level 3 Certificates, Subsidiary Diplomas, Diplomas and Extended Diplomas (QCF)

This document contains the aggregated benchmarking grade boundary statistics for the Edexcel Level 3 BTEC National Awards, Certificates and Diplomas (NQF) and the Edexcel BTEC Level 3 Certificates, Subsidiary Diplomas, Diplomas and Extended Diplomas (QCF). This data relates to the completions and achievements leading to certification which took place in the academic year from September 2010 to August 2011.

This benchmarking achievement data aims to assist centres seeking a point of reference for their learner achievements against national rates. The data is presented in two formats - tables by vocational area and percentage achievement and in bar charts.

Accreditation of BTEC Nationals

We gained accreditation for the Qualifications and Credit Framework (QCF) suite of BTEC Level 3 Nationals - namely the Edexcel BTEC Level 3 Certificates, Subsidiary Diplomas, Diplomas and Extended Diplomas - for first teaching from 1 September 2010. These qualifications replaced the Edexcel Level 3 BTEC National Awards, Certificates and Diplomas, the majority of which were accredited on the National Qualifications Framework (NQF) from 1 September 2007 until 31 August 2010, with the certification end date being 31 August 2013.

In order to conform to the rules of the QCF, we used revised titling conventions for our BTEC Nationals. The following table, taken from the specifications, explains the new titling:

Predecessor BTEC Nationals (accredited 2007)	QCF BTEC Nationals (for delivery from September 2010)
Not applicable	Edexcel BTEC Level 3 Certificate
Edexcel Level 3 BTEC National Award	Edexcel BTEC Level 3 Subsidiary Diploma
Edexcel Level 3 BTEC National Certificate	Edexcel BTEC Level 3 Diploma
Edexcel Level 3 BTEC National Diploma	Edexcel BTEC Level 3 Extended Diploma

Since there is no standard length of time in which centres deliver these qualifications, this benchmarking document relates to completion data for both the NQF and QCF versions of the qualifications.

Overall qualification grades

Within the BTEC Nationals, each unit is graded as Pass, Merit or Distinction. Learners are awarded an overall qualification grade by the aggregation of points gained through the successful achievement of individual units. The overall grades vary depending on the size of the qualification.

The Level 3 BTEC National Awards (NQF) and the BTEC Level 3 Certificates and Subsidiary Diplomas (QCF) have one overall grade, as follows:

D	Distinction
M	Merit
P	Pass
U	Ungraded

The Level 3 BTEC National Certificates (NQF) and the BTEC Level 3 Diplomas (QCF) have two overall grades, as follows:

DD	Distinction Distinction
DM	Distinction Merit
MM	Merit Merit
MP	Merit Pass
PP	Pass Pass
U	Ungraded

The Level 3 BTEC National Diplomas (NQF) and the BTEC Level 3 Extended Diplomas (QCF) have three overall grades, as follows:

DDD	Distinction Distinction Distinction
DDM	Distinction Distinction Merit
DMM	Distinction Merit Merit
MMM	Merit Merit Merit
MMP	Merit Merit Pass
MPP	Merit Pass Pass
PPP	Pass Pass Pass
U	Ungraded

Ungraded (U) identifies that the work has been completed but did not achieve a grade; as such it is identified on a learner's Notification of Performance.

New D* overall qualification grades

Please note that for the new BTEC Nationals, a grade of D* is awarded at overall qualification level. In addition to the above, for the first time this year the following

new overall grades were awarded and reported for the QCF-accredited BTEC Nationals:

Grade		Available for
D*	Distinction*	BTEC L3 Certificate/Subsidiary Diploma
D*D*	Distinction* Distinction*	BTEC L3 Diploma
D*D	Distinction* Distinction	
D*D*D*	Distinction* Distinction* Distinction*	BTEC L3 Extended Diploma
D*D*D	Distinction* Distinction* Distinction	
D*DD	Distinction* Distinction Distinction	

It should be noted that relatively few learners undertook and achieved the new QCF-accredited BTEC Level 3 Diplomas and Extended Diplomas within a single year, as these qualifications are more commonly delivered over two years. This explains why the percentage achievements at the new D* grades are relatively low.

Where n/a is listed under the new D* grades in the tables, this means that certifications were made on the NQF-accredited versions only within those sectors.

Notes

It should be noted that there are many factors that impact on the validity and reliability of these statistics, including:

- The data shows the percentage of completions in terms of overall qualification grade/grades for the vocational areas into which the qualification titles fall. It also shows the percentage of learner completions who failed to achieve or were ungraded at the end of their BTEC National studies.
- This data is extracted after appeals and enquiries about results (EARs) have been resolved.
- The data has not been moderated and is raw achievement data only.
- There are varying patterns of delivery; for instance a Level 3 BTEC National Award is commonly delivered over one year, but in many centres this qualification will be studied over two or more years and in others may be undertaken in a concentrated period of less than a year.
- There is wide variance in the modes of study (e.g. full-time, evening class, day release, distance learning, block release).
- There is no standard length for the programme of study associated with BTEC qualifications and there are wide variations in custom and practice.
- The results are presented by qualification type and broad vocational area/sector to assist centres in identifying the relevant achievements.
- Learners are registered with Edexcel for a period of up to five years and can complete at any time within this period. The achievements, therefore, may not directly relate to 2010/11, as learners may have studied over an extended period in certain cases. The results were, however, reported in 2011.
- Given the specialist nature of many BTEC qualifications, the data generated at qualification level needs careful interpretation. We draw attention of centres and

other users of this document to the distinctive nature of each of the qualifications covered in the data and emphasise that the data cannot be used to compare achievements across qualification types.

- This document contains the aggregated benchmarking grade boundary statistics for which there is an overall grade or grades for those learners who have completed their programmes of study on BTEC Nationals, which are accredited and regulated through Ofqual. The data does not include BTEC National qualifications accredited on the (unregulated) BTEC Customised Framework.
- We regret that we are not able to break down the results against each individual title or accredited specification.
- Within the data presented there are variations in the titling protocols between qualifications accredited at different periods. Within this document all the achievements have been combined within the vocational sectors.

The BTEC Nationals are on the UCAS Tariff

The BTEC Nationals are well established as a route to progress to higher education and can be used to gain entry to university level programmes through the UCAS Tariff; for more details see <http://www.edexcel.com/quals/BTEC/why-btec/Pages/ucas.aspx>.

Benchmarking data for BTEC Level 3 Nationals - 2011-2012

We aim to produce the data for the year 2011-2012 by the end of October 2012. This will report mainly on completion data for the QCF-accredited BTEC Level 3 Certificates, Subsidiary Diplomas, Diplomas and Extended Diplomas but to a limited degree will still include completions on the NQF versions.

Vocational area	BTEC National qualification titles	Nat Award (NQF)	Nat Cert (NQF)	Nat Dip (NQF)	L3 Cert (QCF)	L3 Subs Dip (QCF)	L3 Dip (QCF)	L3 Ext Dip (QCF)
Applied Science (A SCI)	Applied Science				✓	✓	✓	✓
	Applied Science (Applied Biology)	✓				✓		
	Applied Science (Applied Chemistry)	✓				✓		
	Applied Science (Applied Physics)	✓				✓		
	Applied Science (Environmental Science)	✓						
	Applied Science (Forensic Science)	✓	✓	✓		✓	✓	✓
	Applied Science (Laboratory and Industrial Science)		✓	✓				
	Applied Science (Medical Science)	✓	✓	✓		✓		✓
	Dental Technology			✓				
	Pharmaceutical Science						✓	
Pharmacy Services		✓						
Art and Design (ART)	Art and Design	✓	✓	✓	✓	✓	✓	✓
	Art and Design (3D Design)	✓	✓	✓	✓	✓	✓	✓
	Art and Design (Design Crafts)	✓	✓	✓	✓	✓	✓	
	Art and Design (Fashion and Clothing)	✓	✓	✓	✓	✓	✓	✓
	Art and Design (Fine Art)	✓	✓	✓	✓	✓	✓	✓
	Art and Design (Graphic Design)	✓	✓	✓	✓	✓	✓	✓
	Art and Design (Interactive Media)	✓	✓	✓	✓	✓	✓	✓
	Art and Design (Photography)	✓	✓	✓	✓	✓	✓	✓
	Art and Design (Textiles)	✓	✓	✓	✓	✓	✓	✓
Business (BUS)	Applied Law	✓			✓	✓		
	Business	✓	✓	✓	✓	✓	✓	✓
	Business (Accounting)						✓	✓
	Business (Administration)		✓	✓				
	Business (e-Business Software)		✓	✓				
	Business (e-Business Strategy)			✓				
	Business (Finance)		✓	✓				
	Business (Finance and Human Resources)			✓				
	Business (Finance and Management)			✓				
Business (Finance and Marketing)			✓					

Vocational area	BTEC National qualification titles	Nat Award (NQF)	Nat Cert (NQF)	Nat Dip (NQF)	L3 Cert (QCF)	L3 Subs Dip (QCF)	L3 Dip (QCF)	L3 Ext Dip (QCF)
Business (BUS)	Business (Human Resources)			✓				
	Business (Human Resources and Management)			✓				
	Business (Law)		✓	✓				
	Business (Management)		✓	✓				
	Business (Management and Law)			✓				
	Business (Marketing)		✓	✓				
	Business (Marketing and Human Resources)			✓				
	Business (Marketing and Management)			✓				
	Enterprise and Entrepreneurship						✓	
	Personal and Business Finance	✓			✓	✓		
	Understanding Enterprise and Entrepreneurship					✓		
Construction (CONS)	Building Services Engineering		✓	✓				
	Civil Engineering		✓	✓				
	Construction	✓	✓	✓				
	Construction and the Built Environment				✓	✓	✓	✓
	Construction and the Built Environment (Building Services Engineering)						✓	
	Construction and the Built Environment (Civil Engineering)						✓	✓
Early Years / Children's Care (EY)	Children's Care, Learning and Development	✓	✓	✓				
	Early Years			✓				
Engineering (ENG)	Aeronautical Engineering						✓	✓
	Aerospace Engineering		✓	✓				
	Communications Technology	✓	✓	✓				
	Electrical/Electronic Engineering		✓	✓			✓	✓
	Engineering	✓	✓	✓	✓	✓	✓	✓
	Manufacturing Engineering		✓	✓			✓	✓
	Mechanical Engineering		✓	✓			✓	✓
	Operations and Maintenance Engineering		✓	✓			✓	✓
	Vehicle Repair and Technology (Light Vehicle)			✓				
	Vehicle Technology	✓	✓	✓				
	Vehicle Technology (Motorsports)	✓	✓	✓				

Vocational area	BTEC National qualification titles	Nat Award (NQF)	Nat Cert (NQF)	Nat Dip (NQF)	L3 Cert (QCF)	L3 Subs Dip (QCF)	L3 Dip (QCF)	L3 Ext Dip (QCF)
Hair and Beauty (H&B)	Beauty Therapy Sciences	✓	✓	✓				
	Hairdressing	✓	✓					
Health and Social Care (H&SC)	Health and Social Care	✓	✓	✓	✓	✓	✓	✓
	Health and Social Care (Health Sciences)		✓	✓				✓
	Health and Social Care (Health Studies)		✓	✓			✓	✓
	Health and Social Care (Social Care)		✓	✓			✓	✓
	Health Studies			✓				
Hospitality (HOSP)	Hospitality	✓	✓	✓	✓	✓	✓	
ICT (ICT)	IT				✓	✓	✓	✓
	IT (Business)						✓	✓
	IT (Networking and Systems Support)						✓	✓
	IT (Software Development)						✓	✓
	IT Practitioners	✓						
	IT Practitioners (IT and Business)		✓	✓				
	IT Practitioners (Networking)		✓	✓				
	IT Practitioners (Software Development)		✓	✓				
	IT Practitioners (Systems Support)		✓	✓				
Land-based (LAND)	Agriculture	✓	✓	✓	✓	✓	✓	
	Animal Management	✓	✓	✓	✓	✓	✓	✓
	Blacksmithing and Metalworking	✓	✓	✓	✓	✓		
	Countryside Management	✓	✓	✓	✓	✓	✓	
	Fish Management	✓	✓	✓		✓		
	Floristry	✓	✓	✓	✓	✓	✓	
	Forestry and Arboriculture	✓	✓	✓		✓	✓	
	Horse Management	✓	✓	✓	✓	✓		
	Horticulture	✓	✓	✓	✓	✓	✓	✓
	Land-based Technology	✓	✓	✓		✓		
Media (MED)	Creative Media Production						✓	✓
	Creative Media Production (Games Development)				✓	✓	✓	✓
	Creative Media Production (Interactive Media)				✓	✓	✓	✓
	Creative Media Production (Print-based Media)				✓	✓	✓	

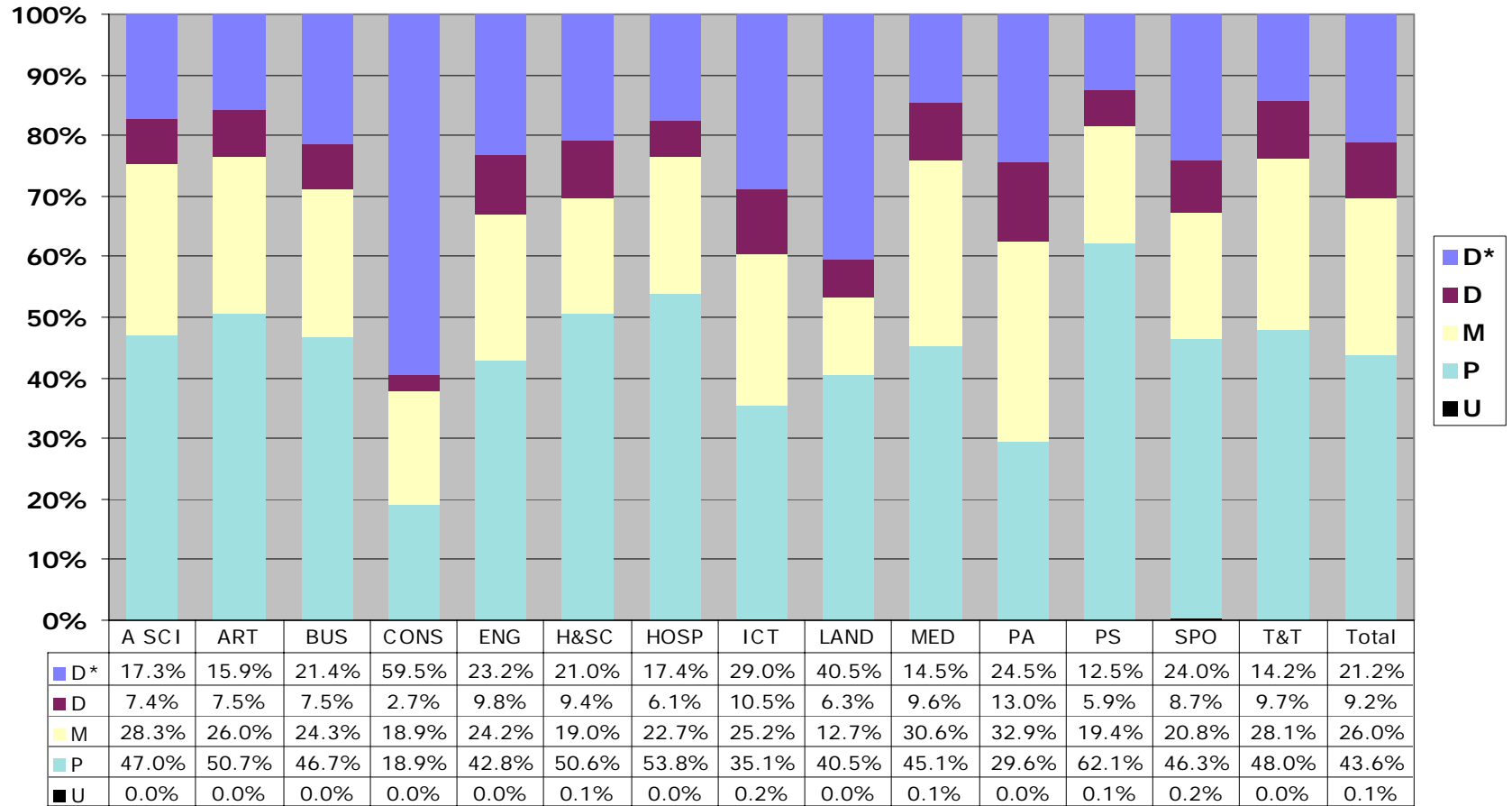
Vocational area	BTEC National qualification titles	Nat Award (NQF)	Nat Cert (NQF)	Nat Dip (NQF)	L3 Cert (QCF)	L3 Subs Dip (QCF)	L3 Dip (QCF)	L3 Ext Dip (QCF)
Media (MED)	Creative Media Production (Radio)				✓	✓		
	Creative Media Production (Sound Recording)				✓	✓		
	Creative Media Production (Television and Film)				✓	✓	✓	✓
	Media Production		✓	✓				
	Media Production (Games Development)	✓	✓	✓				
	Media Production (Interactive Media)	✓	✓	✓				
	Media Production (Print-based Media)	✓	✓	✓				
	Media Production (Radio)	✓	✓	✓				
	Media Production (Sound Recording)	✓		✓				
	Media Production (Television and Film)	✓	✓	✓				
Performing Arts (PA)	Music		✓	✓			✓	✓
	Music (Composing)	✓			✓	✓		
	Music (Performing)	✓			✓	✓		
	Music Technology		✓	✓			✓	✓
	Music Technology (DJ Technology)	✓			✓	✓		
	Music Technology (Events Support)				✓	✓		
	Music Technology (Production)				✓	✓		
	Music Technology (Recording)	✓						
	Performing Arts		✓	✓	✓	✓	✓	✓
	Performing Arts (Acting)	✓	✓	✓	✓	✓	✓	✓
	Performing Arts (Dance)	✓	✓	✓	✓	✓	✓	✓
	Performing Arts (Musical Theatre)	✓	✓	✓	✓	✓	✓	✓
	Performing Arts (Physical Theatre)	✓			✓	✓		
	Production Arts		✓	✓			✓	✓
	Production Arts (Arts Management)	✓			✓	✓		
	Production Arts (Costume)	✓			✓	✓		
	Production Arts (Design)		✓	✓				
	Production Arts (Makeup)	✓	✓		✓	✓	✓	
	Production Arts (Set Design and Construction)	✓						
	Production Arts (Stage Management)	✓			✓	✓		
Production Arts (Technical)		✓	✓				✓	
Production Arts (Theatre Technology)	✓			✓	✓			

Vocational area	BTEC National qualification titles	Nat Award (NQF)	Nat Cert (NQF)	Nat Dip (NQF)	L3 Cert (QCF)	L3 Subs Dip (QCF)	L3 Dip (QCF)	L3 Ext Dip (QCF)
Public Services (PS)	Central and Local Government	✓						
	Public Services				✓	✓		
	Public Services (Non-uniformed)						✓	
	Public Services (Uniformed)						✓	✓
	Uniformed Public Services	✓	✓	✓				
Retail (RET)	Retail	✓						
Sport (SPO)	Sport	✓			✓	✓		
	Sport and Exercise Sciences	✓	✓	✓	✓	✓	✓	✓
	Sport (Development, Coaching and Fitness)		✓	✓			✓	✓
	Sport (Outdoor Adventure)		✓	✓			✓	✓
	Sport (Performance and Excellence)	✓	✓	✓			✓	✓
Travel and Tourism (T&T)	Aviation Operations	✓	✓	✓				
	Travel and Tourism	✓	✓	✓	✓	✓	✓	✓

2010-2011 results for the Edexcel BTEC Level 3 Certificates (QCF)

Vocational area	Overall qualification grade percentages %				
	D*	D	M	P	U
Applied Science	17.3	7.4	28.3	47.0	0.0
Art and Design	15.9	7.5	26.0	50.7	0.0
Business	21.4	7.5	24.3	46.7	0.0
Construction	59.5	2.7	18.9	18.9	0.0
Engineering	23.2	9.8	24.2	42.8	0.0
Health and Social Care	21.0	9.4	19.0	50.6	0.1
Hospitality	17.4	6.1	22.7	53.8	0.0
ICT	29.0	10.5	25.2	35.1	0.2
Land-based	40.5	6.3	12.7	40.5	0.0
Media	14.5	9.6	30.6	45.1	0.1
Performing Arts	24.5	13.0	32.9	29.6	0.0
Public Services	12.5	5.9	19.4	62.1	0.1
Sport	24.0	8.7	20.8	46.3	0.2
Travel and Tourism	14.2	9.7	28.1	48.0	0.0
Average (all areas)	21.2	9.2	26.0	43.6	0.1

BTEC Level 3 Certificates Grades awarded September 2010 to August 2011

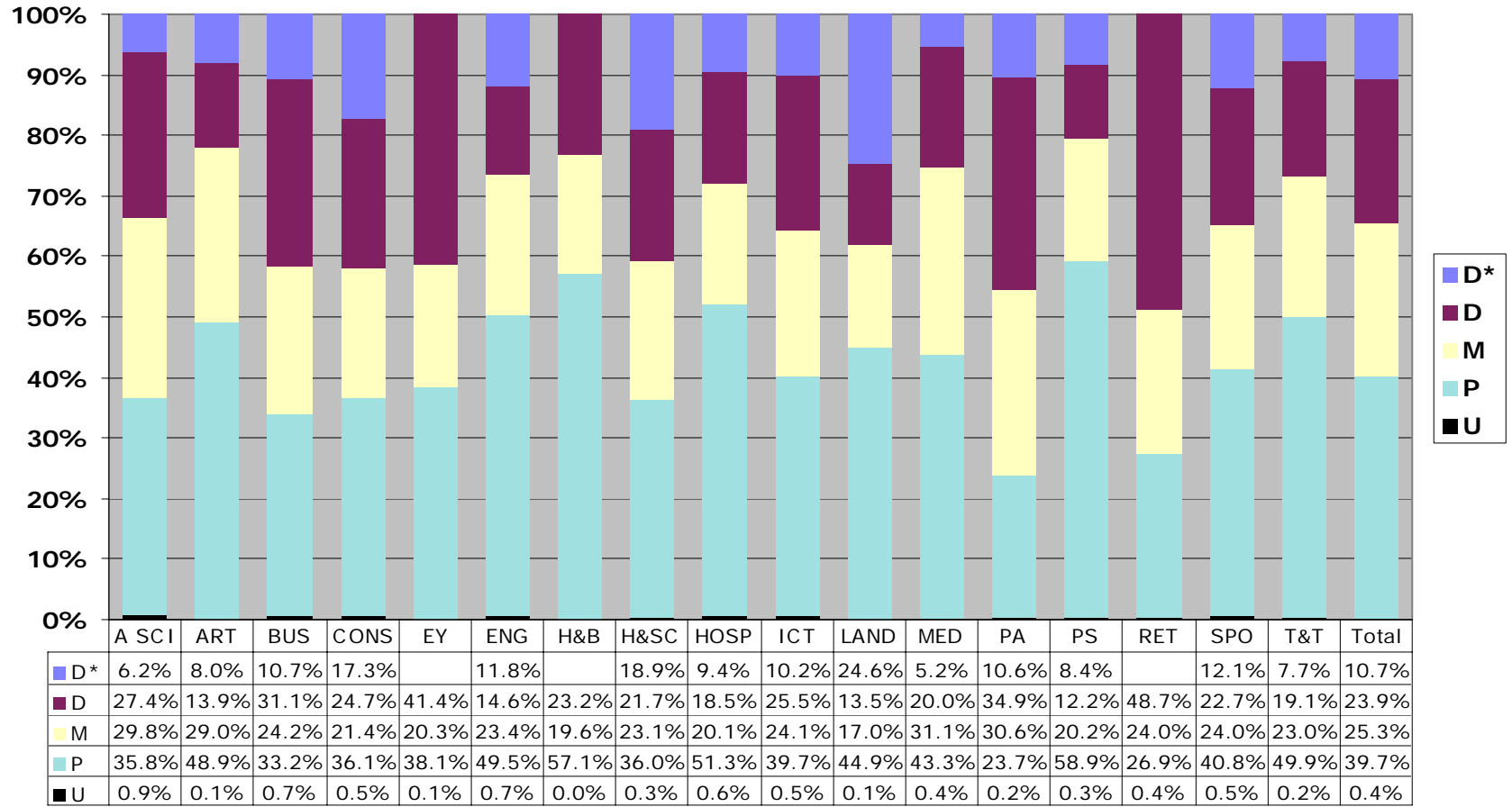


**2010-2011 results for
the Edexcel Level 3 BTEC National Awards (NQF) and the Edexcel BTEC Level 3 Subsidiary Diplomas (QCF)**

Vocational area	Overall qualification grade percentages %				
	D*	D	M	P	U
Applied Science	6.2	27.4	29.8	35.8	0.9
Art and Design	8.0	13.9	29.0	48.9	0.1
Business	10.7	31.1	24.2	33.2	0.7
Construction	17.3	24.7	21.4	36.1	0.5
Early Years / Children's Care	n/a	41.4	20.3	38.1	0.1
Engineering	11.8	14.6	23.4	49.5	0.7
Hair and Beauty	n/a	23.2	19.6	57.1	0.0
Health and Social Care	18.9	21.7	23.1	36.0	0.3
Hospitality	9.4	18.5	20.1	51.3	0.6
ICT	10.2	25.5	24.1	39.7	0.5
Land-based	24.6	13.5	17.0	44.9	0.1
Media	5.2	20.0	31.1	43.3	0.4
Performing Arts	10.6	34.9	30.6	23.7	0.2
Public Services	8.4	12.2	20.2	58.9	0.3
Retail	n/a	48.7	24.0	26.9	0.4
Sport	12.1	22.7	24.0	40.8	0.5
Travel and Tourism	7.7	19.1	23.0	49.9	0.2
Average (all areas)	10.7	23.9	25.3	39.7	0.4

BTEC National Awards / BTEC Level 3 Subsidiary Diplomas

Grades awarded September 2010 to August 2011



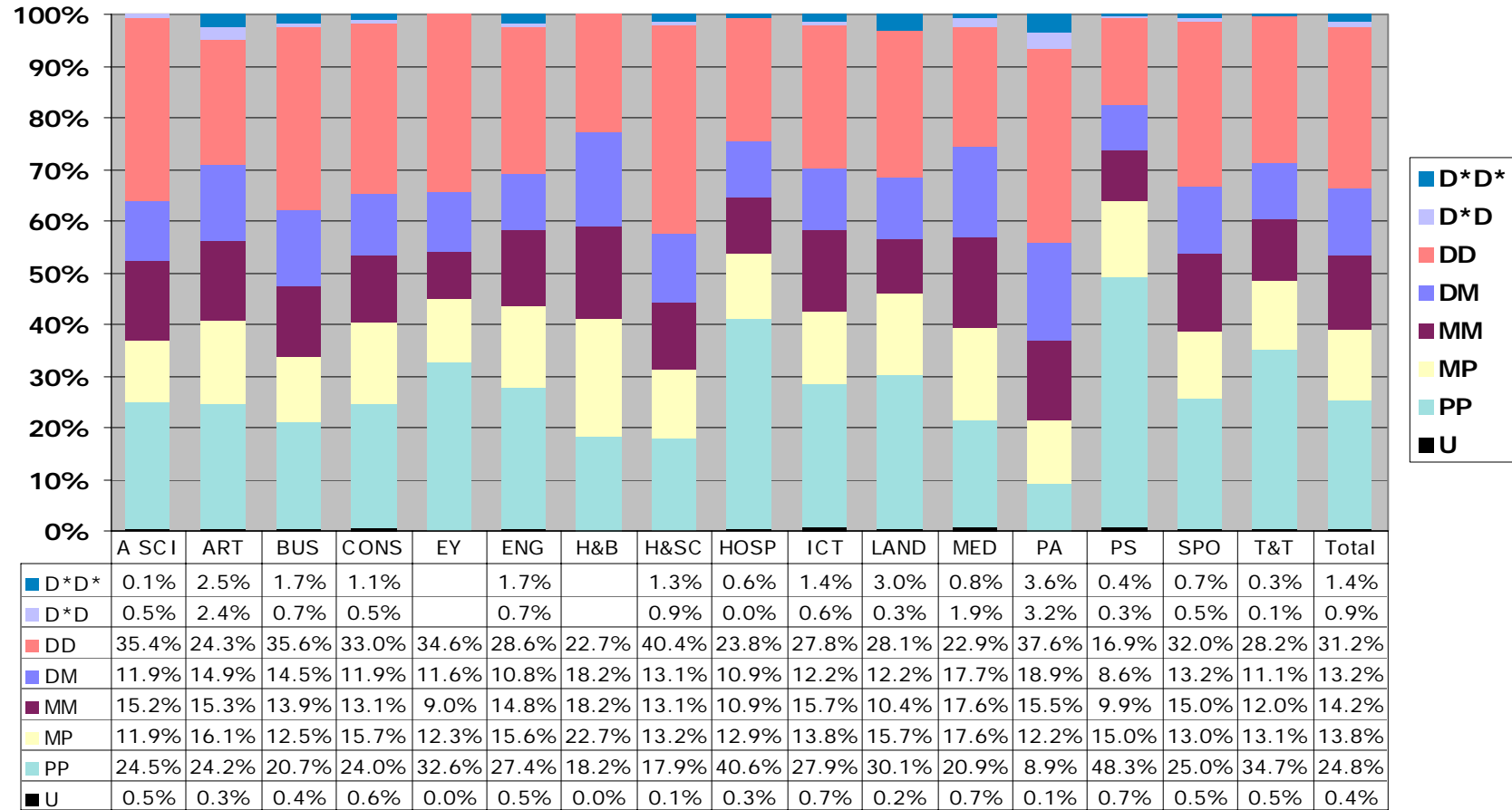
**2010-2011 results for
the Edexcel Level 3 BTEC National Certificates (NQF) and the Edexcel BTEC Level 3 Diplomas (QCF)**

Vocational area	Overall qualification grade percentages %							
	D*D*	D*D	DD	DM	MM	MP	PP	U
Applied Science	0.1	0.5	35.4	11.9	15.2	11.9	24.5	0.5
Art and Design	2.5	2.4	24.3	14.9	15.3	16.1	24.2	0.3
Business	1.7	0.7	35.6	14.5	13.9	12.5	20.7	0.4
Construction	1.1	0.5	33.0	11.9	13.1	15.7	24.0	0.6
Early Years / Children's Care	n/a	n/a	34.6	11.6	9.0	12.3	32.6	0.0
Engineering	1.7	0.7	28.6	10.8	14.8	15.6	27.4	0.5
Hair and Beauty	n/a	n/a	22.7	18.2	18.2	22.7	18.2	0.0
Health and Social Care	1.3	0.9	40.4	13.1	13.1	13.2	17.9	0.1
Hospitality	0.6	0.0	23.8	10.9	10.9	12.9	40.6	0.3
ICT	1.4	0.6	27.8	12.2	15.7	13.8	27.9	0.7
Land-based	3.0	0.3	28.1	12.2	10.4	15.7	30.1	0.2
Media	0.8	1.9	22.9	17.7	17.6	17.6	20.9	0.7
Performing Arts	3.6	3.2	37.6	18.9	15.5	12.2	8.9	0.1
Public Services	0.4	0.3	16.9	8.6	9.9	15.0	48.3	0.7
Sport	0.7	0.5	32.0	13.2	15.0	13.0	25.0	0.5
Travel and Tourism	0.3	0.1	28.2	11.1	12.0	13.1	34.7	0.5
Average (all areas)	1.4	0.9	31.2	13.2	14.2	13.8	24.8	0.4

Please note that relatively few learners undertook and achieved the new QCF accredited BTEC Level 3 Diplomas within a single year, as these qualifications are more commonly delivered over two years. This explains why the percentage achievements at the new D grades are relatively low.

BTEC National Certificates / BTEC Level 3 Diplomas

Grades awarded September 2010 to August 2011



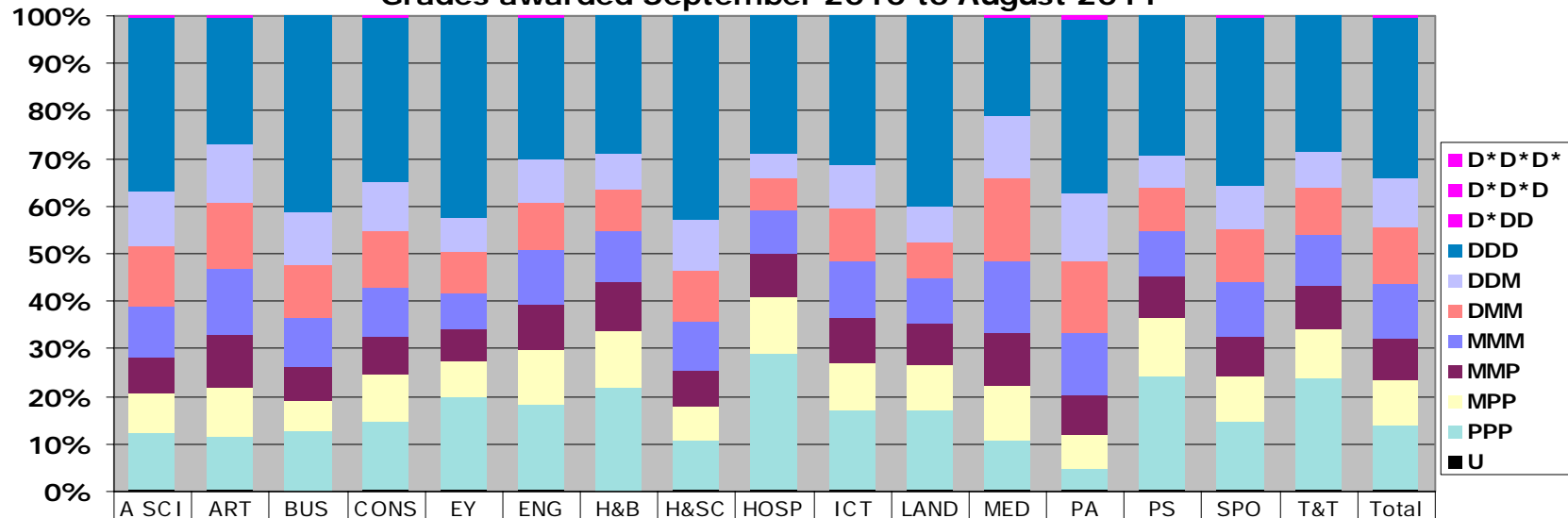
**2010-2011 results for
the Edexcel Level 3 BTEC National Diplomas (NQF) and the Edexcel BTEC Level 3 Extended Diplomas (QCF)**

Vocational area	Overall qualification grade percentages %										
	D*D*D*	D*D*D	D*DD	DDD	DDM	DMM	MMM	MMP	MPP	PPP	U
Applied Science	0.1	0.1	0.1	36.7	11.7	12.4	10.9	7.6	8.2	11.9	0.4
Art and Design	0.1	0.0	0.1	26.9	12.2	13.7	14.0	11.1	10.5	11.1	0.2
Business	0.1	0.0	0.0	41.2	10.9	11.4	10.0	7.2	6.6	12.5	0.1
Construction	0.2	0.1	0.2	34.4	10.4	11.6	10.4	7.9	9.9	14.4	0.4
Early Years / Children's Care	n/a	n/a	n/a	42.4	7.2	8.8	7.5	6.6	7.6	19.7	0.3
Engineering	0.2	0.1	0.1	29.9	9.1	9.8	11.5	9.5	11.8	17.7	0.4
Hair and Beauty	n/a	n/a	n/a	29.0	7.5	8.7	10.7	10.3	11.9	21.7	0.2
Health and Social Care	0.2	0.0	0.0	42.8	10.6	10.7	10.5	7.5	6.9	10.5	0.2
Hospitality	n/a	n/a	n/a	29.0	5.2	6.8	9.0	9.2	12.0	28.3	0.5
ICT	0.0	0.0	0.0	31.3	9.1	11.2	11.6	9.6	10.0	16.8	0.3
Land-based	0.0	0.0	0.0	40.1	7.4	7.8	9.5	8.6	9.6	16.5	0.4
Media	0.1	0.1	0.1	20.7	13.3	17.3	15.3	11.0	11.3	10.5	0.4
Performing Arts	0.3	0.2	0.2	36.5	14.5	14.8	13.1	8.5	7.0	4.6	0.2
Public Services	0.0	0.0	0.0	29.2	7.0	8.9	9.6	8.9	11.9	24.1	0.3
Sport	0.3	0.1	0.1	35.1	9.3	11.1	11.5	8.4	9.5	14.5	0.2
Travel and Tourism	0.1	0.0	0.0	28.3	7.6	10.0	10.6	9.4	10.3	23.3	0.5
Average (all areas)	0.1	0.1	0.1	33.8	10.4	11.7	11.6	8.9	9.3	13.7	0.3

Please note that relatively few learners undertook and achieved the new QCF accredited BTEC Level 3 Extended Diplomas within a single year, as these qualifications are more commonly delivered over two years. This explains why the percentage achievements at the new D grades are relatively low.

BTEC National Diplomas / BTEC Level 3 Extended Diplomas

Grades awarded September 2010 to August 2011



	A SCI	ART	BUS	CONS	EY	ENG	H&B	H&SC	HOSP	ICT	LAND	MED	PA	PS	SPO	T&T	Total
D*D*D*	0.1%	0.1%	0.1%	0.2%		0.2%		0.2%		0.0%	0.0%	0.1%	0.3%	0.0%	0.3%	0.1%	0.1%
D*D*D	0.1%	0.0%	0.0%	0.1%		0.1%		0.0%		0.0%	0.0%	0.1%	0.2%	0.0%	0.1%	0.0%	0.1%
D*DD	0.1%	0.1%	0.0%	0.2%		0.1%		0.0%		0.0%	0.0%	0.1%	0.2%	0.0%	0.1%	0.0%	0.1%
DDD	36.7%	26.9%	41.2%	34.4%	42.4%	29.9%	29.0%	42.8%	29.0%	31.3%	40.1%	20.7%	36.5%	29.2%	35.1%	28.3%	33.8%
DDM	11.7%	12.2%	10.9%	10.4%	7.2%	9.1%	7.5%	10.6%	5.2%	9.1%	7.4%	13.3%	14.5%	7.0%	9.3%	7.6%	10.4%
DMM	12.4%	13.7%	11.4%	11.6%	8.8%	9.8%	8.7%	10.7%	6.8%	11.2%	7.8%	17.3%	14.8%	8.9%	11.1%	10.0%	11.7%
MMM	10.9%	14.0%	10.0%	10.4%	7.5%	11.5%	10.7%	10.5%	9.0%	11.6%	9.5%	15.3%	13.1%	9.6%	11.5%	10.6%	11.6%
MMP	7.6%	11.1%	7.2%	7.9%	6.6%	9.5%	10.3%	7.5%	9.2%	9.6%	8.6%	11.0%	8.5%	8.9%	8.4%	9.4%	8.9%
MPP	8.2%	10.5%	6.6%	9.9%	7.6%	11.8%	11.9%	6.9%	12.0%	10.0%	9.6%	11.3%	7.0%	11.9%	9.5%	10.3%	9.3%
PPP	11.9%	11.1%	12.5%	14.4%	19.7%	17.7%	21.7%	10.5%	28.3%	16.8%	16.5%	10.5%	4.6%	24.1%	14.5%	23.3%	13.7%
U	0.4%	0.2%	0.1%	0.4%	0.3%	0.4%	0.2%	0.2%	0.5%	0.3%	0.4%	0.4%	0.2%	0.3%	0.2%	0.5%	0.3%