

GCSE

Specimen Papers and Mark Schemes

**Edexcel GCSE
Design & Technology: Graphic Products
Short course (3972)**

**For First Examination
Summer 2003**

Edexcel
Success through qualifications

Edexcel is one of the leading examining and awarding bodies in the UK and throughout the world. We provide a wide range of qualifications including academic, vocational, occupational and specific programmes for employers.

Through a network of UK and overseas offices, Edexcel's centres receive the support they need to help them deliver their education and training programmes to learners.

For further information please call our Customer Response Centre on 0870 240 9800, or visit our website at www.edexcel.org.uk

Autumn 2000

Publications Code **UG 009335**

All the material in this publication is copyright

© Autumn 2000 Edexcel

Edexcel Foundation is a registered charity and a company limited by guarantee.

Registered in England No. 1686164

Contents

Specimen Paper 2F	p 1
Specimen Paper 2H	p 9
Specimen Mark Scheme 2F	p 15
Specimen Mark Scheme 2H	p 17
Specification Grid Papers 2F & 2H	p 19

Answer ALL questions in the spaces provided.





*Leave
blank*

1. The table below shows either some tools or components or equipment.

(a) Complete the table by:

- (i) naming each tool or component or equipment;
- (ii) describing its use.

The first is done for you.

TOOL / COMPONENT / EQUIPMENT	NAME	DESCRIPTION
	Hot melt glue gun	Tool for gluing rigid materials
		
		
		

(6)

(b) Give **two** safety procedures which must be followed when using the hot melt glue gun.

- 1
- 2

(2)

Leave blank

(c) Name the most suitable adhesive for the following uses.

Use	Suitable Adhesive
Gluing paper on to paper	
Gluing a photograph on to card (allowing for repositioning)	
Gluing corrugated card on to foam board	

(3)

(Total 11 marks)

2. A colour leaflet promoting the Valley Leisure Centre is to be distributed in the local area.

(a) The leaflet is to have a gloss surface finish to the paper.

(i) Name **two** printing effects that could be used to give a gloss finish

1

2

(2)

(ii) Explain **two** reasons why a gloss finish to the paper may be needed.

1

.....

2

.....

(4)

(b) 20,000 copies of the leaflet are to be printed. Name a suitable printing process and describe **two** advantages of using this process.

Name.....

Advantage 1

.....

Advantage 2.....

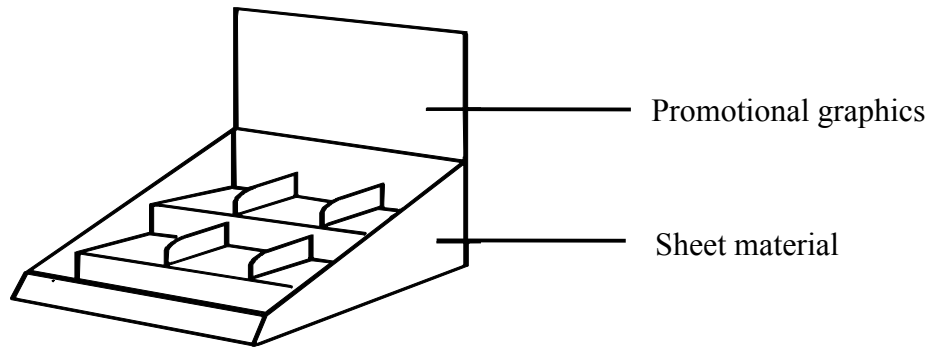
.....

(5)

(Total 11 marks)

BLANK PAGE
TURN OVER FOR QUESTION 3

3. The diagram below shows the prototype of a shop counter display for a new chocolate bar.



(a) Two specification points for the shop counter display are:

- the display must contain 20 chocolate bars;
- the display must appeal to young children.

Give **three** more points of specification which could be included in the specification of this display. For each point, give a reason why it should be included.

1

Reason

2

Reason

3

Reason

(6)

(b) Name **three** suitable specific materials for making this shop counter display.

1

2

3

(3)

- (c) Give **one** property associated with **one** of the materials you have named in (b) and explain how this property makes it suitable for this application.

Property

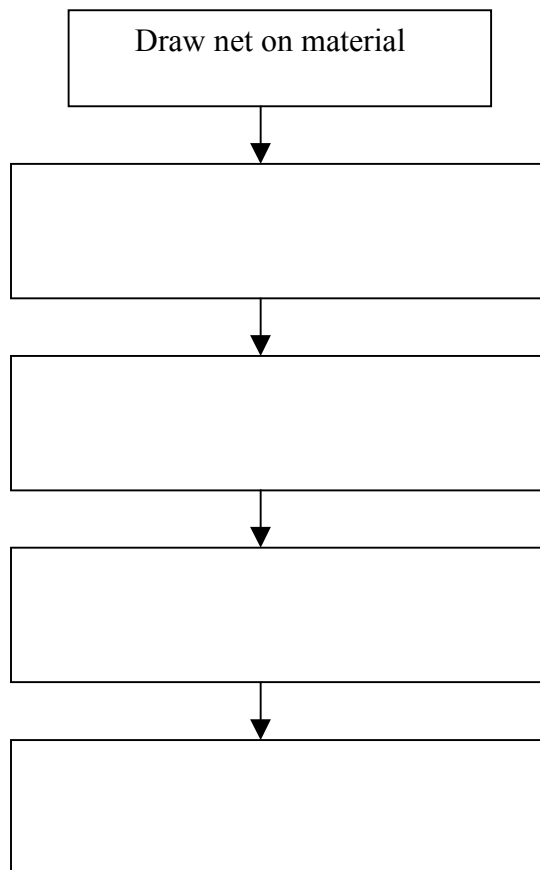
Explanation.....

.....
.....

(4)

- (d) This counter display is a one-off prototype using manual cut and paste techniques. Complete the diagram below to show the main stages in the one-off prototype production process of the net.

The first is done for you.



(5)

*Leave
blank*

(e) The purpose of this display is to sell chocolate bars.

Describe how the display helps to achieve this purpose.

.....

.....

.....

.....

(4)

(Total 22 marks)

PAPER TOTAL 44 MARKS

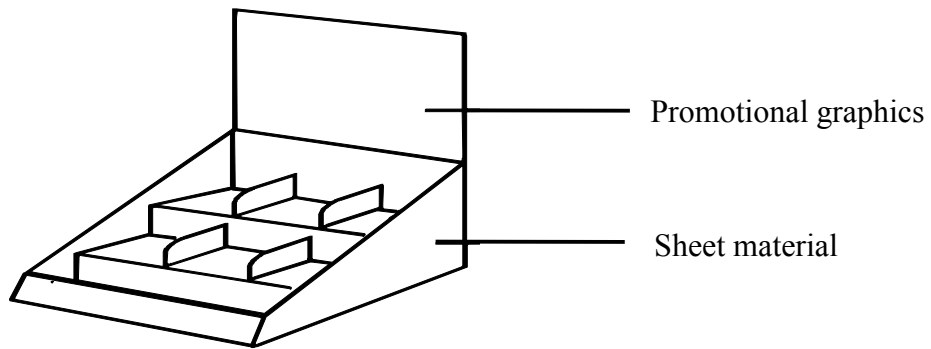
END

*Leave
blank*

Answer ALL questions in the spaces provided.

Leave blank

1. The diagram below shows the prototype of a shop counter display for a new chocolate bar.



(a) Two specification points for the shop counter display are:

- the display must contain 20 chocolate bars;
- the display must appeal to young children.

Give **three** more points of specification which could be included in the specification of this display. For each point, give a reason why it should be included.

1

Reason

2

Reason

3

Reason

(6)

(b) Name **three** suitable specific materials for making this shop counter display.

1

2

3

(3)

- (c) Give **one** property associated with **one** of the materials you have named in (b) and explain how this property makes it suitable for this application.

Property

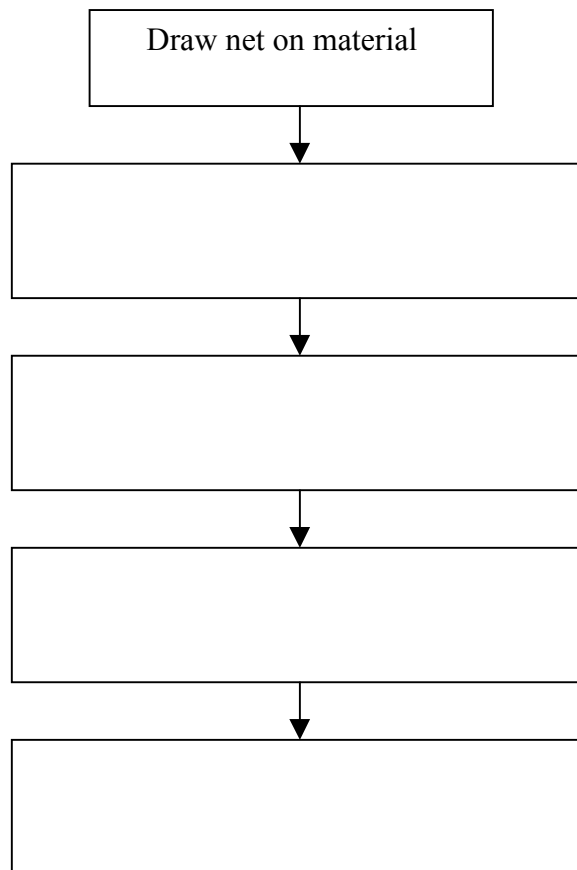
Explanation.....

.....
.....

(4)

- (d) This counter display is a one-off prototype using manual cut and paste techniques. Complete the diagram below to show the main stages in the one-off prototype production process of the net.

The first is done for you.



(5)

*Leave
blank*

(e) The purpose of this display is to sell chocolate bars.

Describe how the display helps to achieve this purpose.

.....

.....

.....

.....

.....

.....

(4)

(Total 22 marks)

*Leave
blank*

2. A printed brochure advertising a local company is to be produced. It must have a high quality appearance.

(a) Name **one** printing effect which may give this appearance and describe how it is achieved.

Effect

Description

.....

(3)

(b) The prototype brochure is to be produced using a computer the same as those found in most schools.

(i) Name **two** different uses for a computer when designing a Graphic Product.

1

2

(2)

(ii) Describe **three** qualities a computer has that makes it suitable for small scale production.

1

.....

2

.....

3

.....

(6)

(Total 11 marks)

Leave blank

3. Corrugated card and expanded polystyrene are often used to package electrical products.

(a) For corrugated card give **three** characteristics that make it suitable for packaging electrical products.

- 1
- 2
- 3

(3)

(b) For expanded polystyrene give **two** different characteristics that make it suitable for packaging electrical products.

- 1
- 2

(2)

(c) Solid board is another material used for packaging electrical products.

Explain **two** advantages and **one** disadvantage of its use over corrugated card.

Advantage 1

Advantage 2

Disadvantage

(6)

(Total 11 marks)

PAPER TOTAL 44 MARKS

END

DESIGN & TECHNOLOGY: GRAPHIC PRODUCTS (3972/2F)
SHORT COURSE FOUNDATION TIER MARK SCHEME

Qu.	Prt Qu.	Sub Qu.	Detailed Possible Answers	Mark Alloc.	Sub. Total
1	(a)	(i)	Name: Fine line pen, Name: computer mouse, Name: scalpel.	3x1	
		(ii)	Use: Sketching and drawing, Use: controlling cursor on screen, Use: cutting sheet materials	3x1	(6)
	(b)		Use a gluing surface/protect desk top, bench etc Keep fingers away from hot surfaces Avoid deliberate misuse causing burns Leave on stand not on side Electrical safety	2x1	(2)
	(c)		Glue stick/spray mount Spray mount Hot melt gun	3x1	(3)
					(11)
2	(a)	(i)	Laminating; varnishing	2x1	(2)
		(ii)	Explanation which makes reference to: High quality finish – visual impact Strengthen paper structure Durability	2x2	(4)
	(b)		Lithography Widely used modern printing process, many suppliers, good print quality, most economical process for general printing Ideal for medium to long runs	1 2x2	(5)
					(11)
3	(a)		Accept any three relevant points of specification and reasons eg: Point: The display must incorporate company name / logo Reason: To promote company Point: The display must incorporate product name / logo Reason: To promote product Point: Must be lightweight Reason: To ensure it is mobile Point: Must be robust / hardwearing Reason: To ensure it does not need replacing frequently	6x1	(6)
		(b)	Foam-board	1	
			Corrugated card, corrugated plastic sheet	1	
		Solid board	1	(3)	

Qu.	Prt Qu.	Sub Qu.	Detailed Possible Answers	Mark Alloc.	Sub. Total
	(c)		Strength / rigidity/ low cost/ easily cut and shaped/ good printing surface Explanation	1+3	(4)
	(d)		Add graphics whilst flat / cut out/ score and fold/ glue Correct sequence	4x1 1	(5)
	(e)		Customers when paying for goods at counter are attracted by display and purchase product. High visual impact attracts customer	2x2	(4)
					(22)
			TOTAL FOR PAPER 44 MARKS		

DESIGN & TECHNOLOGY: GRAPHIC PRODUCTS (3972/2H)
SHORT COURSE HIGHER TIER MARK SCHEME

Qu.	Prt Qu.	Sub Qu.	Detailed Possible Answers	Mark Alloc.	Sub. Total
1	(a)		Accept any three relevant points of specification and reasons eg: Point: The display must incorporate company name / logo Reason: To promote company Point: The display must incorporate product name / logo Reason: To promote product Point: Must be lightweight Reason: To ensure it is mobile Point: Must be robust / hardwearing Reason: To ensure it does not need replacing frequently	6x1	(6)
	(b)		Foam board	1	
			Corrugated card, corrugated plastic sheet	1	
			Solid board	1	(3)
	(c)		Strength / rigidity/ low cost/ easily cut and shaped/ good printing surface Explanation	1+3	(4)
	(d)		Add graphics whilst flat / cut out/ score and fold/ glue Correct sequence	4x1 1	(5)
	(e)		Customers when paying for goods at counter are attracted by display and purchase product. High visual impact attracts customer.	2x2	(4)
					(22)
2	(a)		Naming printing effect Description Laminating –gives paper a high gloss look/strengthens/protects; varnishing – selected areas of text or images varnished for highlighting and high visual impact/protection die cutting special shapes cut out of paper –high visual impact; embossing – portion of surface raised- high visual impact	1 2	(3)
	(b)		Desktop publishing, draw and paint, solid and wire frame modelling, CAD	2x1	(2)
	(c)		Good print quality from output devices such as printer/plotter Identical reproduction of images and data Cheap to run/print, labour saving	3x2	(6)
					(11)

Qu.	Prt Qu.	Sub Qu.	Detailed Possible Answers	Mark Alloc.	Sub. Total
3	(a)		Corrugated card – low cost protective packaging for boxes / recyclable; rigid and strong; can be printed on	3x1	(3)
	(b)		Polystyrene block – low cost packaging used in conjunction with cardboard box / impact absorbing; light	2x1	(2)
	(c)		Advantages – excellent printing surface for advertising / very strong for protection Disadvantages – higher cost than corrugated card; environmental effect of bleaching board during manufacture	3x2	(6)
					(11)
			TOTAL FOR PAPER 44 MARKS		

**DESIGN & TECHNOLOGY: GRAPHIC PRODUCTS (3972)
SPECIFICATION GRID**

PAPER 2F				
Quest	Assessment objective tested	Content covered by question	Question style/type	Marks
1	AO1	Preparing, processing and finishing materials.	Structured question on a theme.	Total 11
2	AO1	Classification and selection of materials and components.	Structured question on a theme.	Total 11
3	AO3	Design and market influence.	Product analysis – candidates are asked to analyse a product following the analysis process.	Total 22
PAPER 2H				
Quest	Assessment objective tested	Content covered by question	Question style/type	Marks
1	AO3	Design and market influence.	Product analysis – candidates are asked to analyse a product following the analysis process.	Total 22
2	AO1	Preparing, processing and finishing materials.	Structured question on a theme.	Total 11
3	AO1	Classification and selection of materials and components.	Structured question on a theme.	Total 11

Further copies of this publication are available from
Edexcel Publications, Adamsway, Mansfield, Notts, NG18 4FN

Telephone 01623 467467
Fax 01623 450481

Order Code **UG 009335**
Summer 2000

For more information on Edexcel qualifications please contact our
Customer Response Centre on 0870 240 9800
or email: enquiries@edexcel.org.uk
or visit our website: www.edexcel.org.uk

Edexcel Foundation is a registered charity and a company limited
by guarantee. Registered in England No. 1686164

Edexcel
Success through qualifications

