

Adult Literacy Skills for life

Speaking & Listening E1 (Adult Literacy)

2006/2007 ALAN PRACTISE

advancing learning, changing lives

Adult Literacy

Speaking & Listening(E1)

1b. Assessor to read out the following instruction:

This is the next part. After the doctor's you take the bus home. You have £1.00 ready for your bus fare. I will be the bus driver. Listen to me.

The assessor reads out the following:

Sorry, you don't have enough money. The fare into town went up to £1.20 last week. Have you got 20p more?



The assessor asks: What was the driver asking?
(The assessor records the candidate's response below.)

Assessor to read out the following instruction:

You pay and then sit down at the back of the bus. Someone in front of you is talking on their mobile phone. I will be the person talking. Listen to me.

The assessor reads out the following:

No- I'm going to be late. I can't meet you until 5.30 now. Well, I forgot to buy some carrots so I had to go back to the shop....



The assessor asks: What was the person talking about?
(The assessor records the candidate's response below.)

QUESTION 1B.

Response to the first text:

Acceptable answers (Marks (2 x 1):

FIRST TEXT

The bus driver talked about the fare going up last week from £1 to £1.20. The candidate may say they didn't have enough money for fare.

Response to the second text:

SECOND TEXT

The person on the bus talked about being late because he/ she forgot to buy carrots and so had to go back to the shop. He/ she cannot now meet the friend until 5.30.

1c. Assessor to read out the following instruction:

When you get home there is a telephone message for you. I will read it. Listen and answer the questions.

The assessor reads out the following statement:

Hey! It's Johnny. Just a quick call about going swimming on Saturday. We'll come and get you at 8.30. Remember to bring your new swimsuit. Any problems- call me at home tonight



The assessor now reads each of the following questions and records the candidate's response:

Question one: What time is Johnny going to get you for swimming?

Question two: What does Johnny want you to bring?

Question three: What should you do if there are any problems?

QUESTION 1C.	
Candidate's actual response:	Acceptable answers (Marks (3 x 1):
Question 1:	Question 1 8.30 <input type="checkbox"/>
Question 2:	Question 2 New swimsuit <input type="checkbox"/>
Question 3:	Question 3 Call Johnny tonight at home <input type="checkbox"/>
	Additional Points:
	<input type="text"/>
	<input type="text"/>
	<input type="text"/>

3. Assessor to read out the following instruction:

This is Question 3: It is a short interview. (pause)
Imagine you have a short careers interview at the end of your course. I will ask you some questions. Listen and answer clearly.

The assessor reads three of the prompts below and/or gives suitable alternative prompts:

Tell me about where you live.
Tell me about your family.
Talk about your course/ training/ plans for after.
Talk about any jobs you have now/ had in the past.



At each stage the assessor records the candidate's responses:

QUESTION 3.

<p>Candidate's actual response:</p> <p>Response 1:</p> <p>Response 2:</p> <p>Response 3:</p>	<p>Acceptable answers (Marks (3x 1))</p> <ul style="list-style-type: none"> · about where live <input style="float: right;" type="checkbox"/> · about family <input style="float: right;" type="checkbox"/> · about course etc <input style="float: right;" type="checkbox"/> · about jobs <input style="float: right;" type="checkbox"/> <p>Comment on clarity of speech (add 1 mark): <input style="float: right;" type="checkbox"/></p>
--	---

4a. Assessor to read out the following instruction:

This is question 4a: it is about getting information. *(pause)*

Imagine you want to travel to London from Luton by train. You are at the ticket office at the station. You need to ask some questions, for example about the times of the trains, the price of a return ticket etc.

Think of three questions to ask.

The assessor now records the candidate's three questions. (Accept any three questions from the list below or suitable alternatives)

QUESTION 4A.	
Candidate's actual response:	<p>Acceptable answers (Marks (3: 3 x1) ACCEPT QUESTIONS SUCH AS:</p> <p>When is the next train to London, please? <input type="checkbox"/></p> <p>How long is the journey/ when does it arrive? <input type="checkbox"/></p> <p>How much is/ Can I have: a return ticket/ Travelcard? <input type="checkbox"/></p> <p>Which platform is the next train on? <input type="checkbox"/></p> <p>Do you have a timetable? <input type="checkbox"/></p> <p>Additional Points:</p> <p>_____</p> <p>_____</p> <p>_____</p>
Question 1:	
Question 2:	
Question 3:	

4b. Assessor to read out the following instruction:

This is Question 4b: It is about making requests. (pause)

Imagine you are in college/ at work. I will show you two pictures. Look at each picture. You are one person and you must make a request to the other person about what you see in the picture. Speak clearly.

The assessor hands the candidate the first picture card and pauses while the candidate looks at it.

The assessor now reads:

You are this person. What request would you say to the other person in this picture?

The assessor now records the response then hands the candidate the next picture card. After a pause, while the candidate looks at the picture, the assessor reads:

Now you are this person. What request would you say to the other person in this picture?

QUESTION 4B.

Candidate's actual response:

Response 1:

Response 2:

Acceptable answers (Marks (2: 2x1))


Appropriate request about the pen, e.g. Can I borrow your pen?

Appropriate request about the window, e.g. It's hot. Could you open the window?

Appropriate request about going for a drink, e.g. Shall we/ Do you want to go for a drink?

Appropriate request about the mobile phone, e.g. Please turn your mobile off. They're not allowed in here.


PICTURE CARD 1



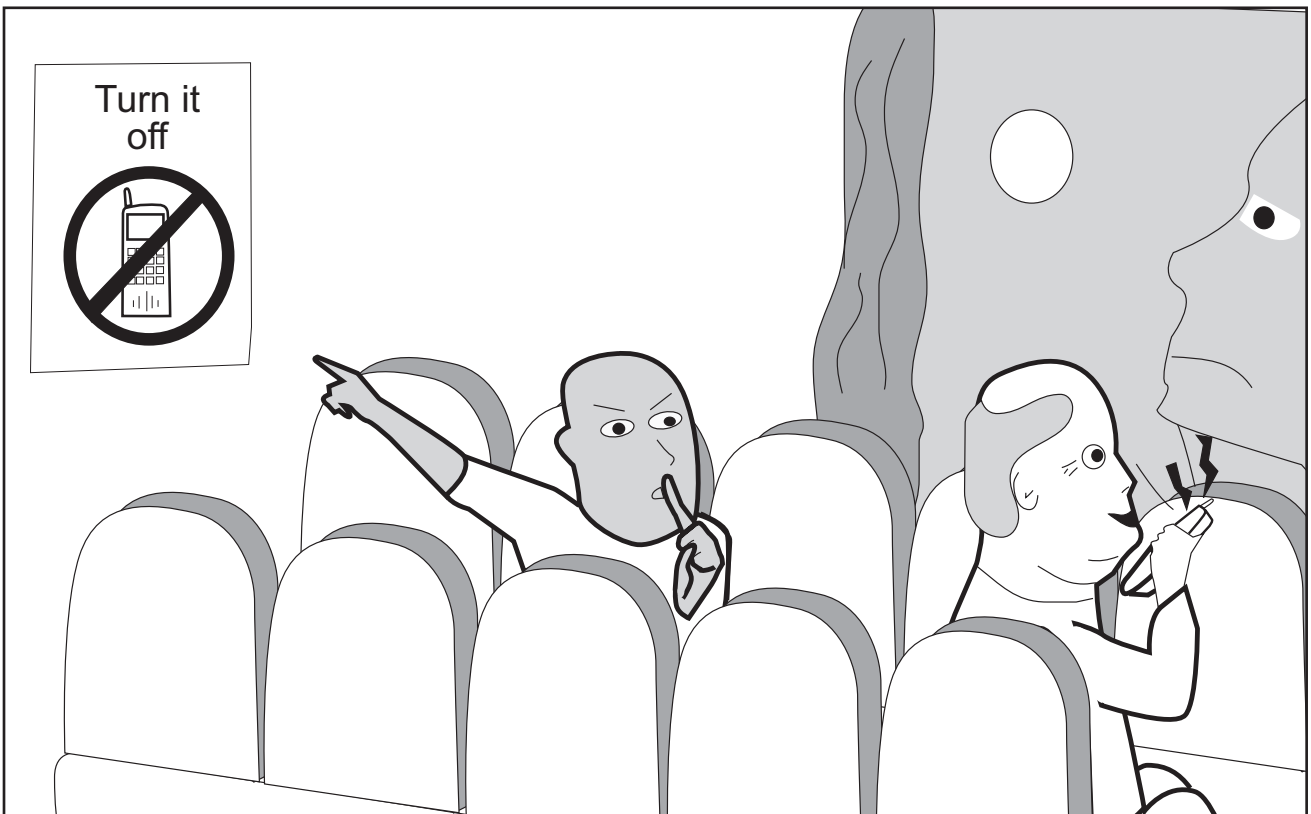
PICTURE CARD 2



PICTURE CARD 3




PICTURE CARD 4




5. Assessor to read out the following instruction:

This is question 5: it's about mobile phones and gadgets. (pause)
 I want to ask you some questions.
 Listen and answer the questions. (pause)


The assessor reads these questions to the candidate(s):



Do you have a mobile? (pause for response)
 Prompts-
 If yes- tell me about it (make, features).
 If no- Why do you think so many people have them?



In Question 1b someone was talking loudly on their mobile on a bus. What do you think are the good points and the bad points of having a mobile? (pause for response)



What other modern gadget/ piece of equipment have you got or do you want to get? What is it? What do you think are its good points? (Prompt- For example an Ipod, Xbox or microwave etc..) (pause for response)

QUESTION 5.	
Candidate's actual response:	Acceptable answers (Marks (3 x 1))
Response 1:	Yes- info on type and features etc No- reason why they think some people have them etc. <input type="checkbox"/>
Response 2:	What the candidate thinks are the good points and/ or bad points of mobiles. <input type="checkbox"/>
Response 3:	Discussion on another modern gadget and its good points. <input type="checkbox"/>
	Additional Points: <div style="border: 1px solid black; height: 20px; width: 100%;"></div> <div style="border: 1px solid black; height: 20px; width: 100%;"></div> <div style="border: 1px solid black; height: 20px; width: 100%;"></div>

THIS IS THE END OF THE TEST.