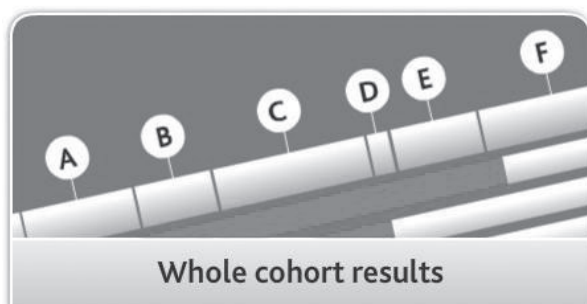
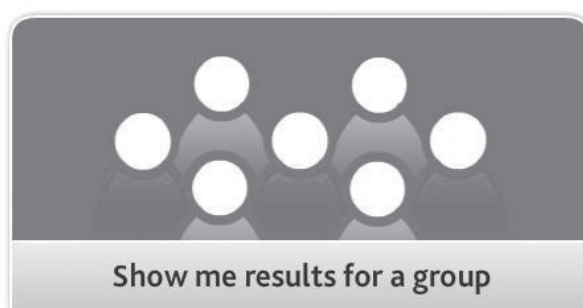
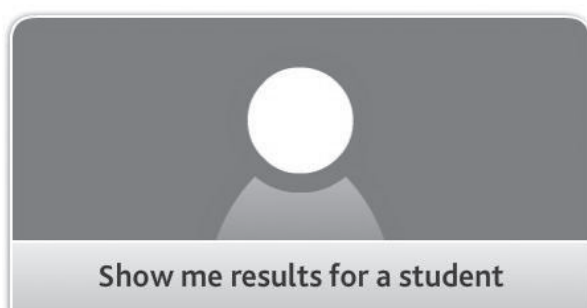


ResultsPlus

Help your colleagues get more from their students' exam results...

...and now their mock results too!



www.edexcel.com/resultsplus







Contents

1	What is ResultsPlus?	3
2	Why should your Teaching Colleagues and Leadership team use ResultsPlus?	4
3	How ResultsPlus supports teaching and learning	6
4	Your Next Steps	8
5	What you need to know in order to support your colleagues	8
5.1	Getting or updating your ResultsPlus Account	8
5.2	Setting up your colleagues with access to ResultsPlus	8
5.3	Preventing the sharing of accounts	9
5.4	Logging into ResultsPlus	9
5.5	Supporting you with using ResultsPlus	9

I What is ResultsPlus?

ResultsPlus is Edexcel's free online service giving instant and detailed analysis of students' exam and mock performance, helping your teaching colleagues help their students more effectively.

Select an option

-  **Results Plus Analysis**
Analysis and reports on your Edexcel examinations 
-  **Mock Analysis Service**
Print off past papers, upload your marks, analyse performance 
-  **Create or edit a group**
Set up classes and other groups to help analyse performance 

“This is great! I can see at-a-glance how well a student, class or year group is performing, and can quickly and easily identify areas for improvement from a class teacher or strategic departmental level.”

Mark Thorogood, Cockshut Hill Technology College, Birmingham.

2 Why should your Teaching Colleagues and Leadership team use ResultsPlus?

ResultsPlus gives instant access to performance information beyond the exam paper grade.

By providing analysis of the scores gained by students for each question, teachers can gain a deeper understanding of where students need to improve.

Paper	Date	Paper mark	Percent
Paper 14H - NON CALCULATOR (H)		43/60	71%
Paper 15H - CALCULATOR (H)		33/60	55%

Question	Score	Performance	Edexcel Ave: ALL	Residual	Skill tested
Q01a	2/2		1.87/2	---	A3
Q01b	2/2		1.75/2	---	A3
Q02	0/3		1.35/3	---	A3
Q03a	2/2		1.67/2	---	A3
Q03b	2/2		1.44/2	---	A3
Q04a	1/1		0.98/1	---	A3
Q04b	2/2		1.9/2	---	A3
Q04c	2/2		1.73/2	---	A3
Q05a	0/1		0.89/1	---	A3
Q05b	1/1		0.85/1	---	A3
Q05c	1/1		0.9/1	---	A3
Q06	2/2		1.65/2	---	A3
Q07	2/2		1.69/2	---	A3
Q08a	3/3		2.23/3	---	A3
Q08b	1/1		0.49/1	---	A3
Q09a	1/2		1.45/2	---	A3
Q09b	0/1		0.46/1	---	A3
Total	43/60		36.33/60	---	

ResultsPlus is the only results analysis service to provide Skills Maps.

Skills Maps contain detailed analysis of students' responses to the exam papers that links performance back to specific topics and skills in the specifications. The insight this information provides helps teachers customise their plans and personalise teaching to address areas of weakness.

Topic/Skill	Score	Percentage	Edexcel Ave: All s
Unit B1: Influences on life	41.4/60	69%	67%
Topic 1 - Classification, variation and inheritance	14.4/20	72%	72%
Topic 2 - Responses to a changing environment	10.7/20	53%	51%
2.1 Define homeostasis as the maintenance of a stable...	2.9/5	58%	37%
2.2 Explain why a stable internal environment is importa...	3.4/8	43%	58%
2.3 Demonstrate an understanding of how organisms are...	4.4/7	63%	57%
2.4 Demonstrate an understanding of the process of vaso...	-	-	-
2.5 Recall that the central nervous system consists of the...	-	-	-
2.6 Describe how stimulation of receptors in the sense org...	-	-	-
2.7 Investigate human responses to external stimuli	-	-	-
2.8 Describe the pathway from stimulus to response...	-	-	-
2.9 Demonstrate an understanding of a simple reflex arc...	-	-	-
2.10 Explain how a coordinated response to a stimulus is...	-	-	-

ResultsPlus helps put students' grades into context.

Comparisons of scores and grades against other Edexcel students, including those achieving a particular grade, helps teachers put students' performance into context.



ResultsPlus now helps students BEFORE they take their real exams.

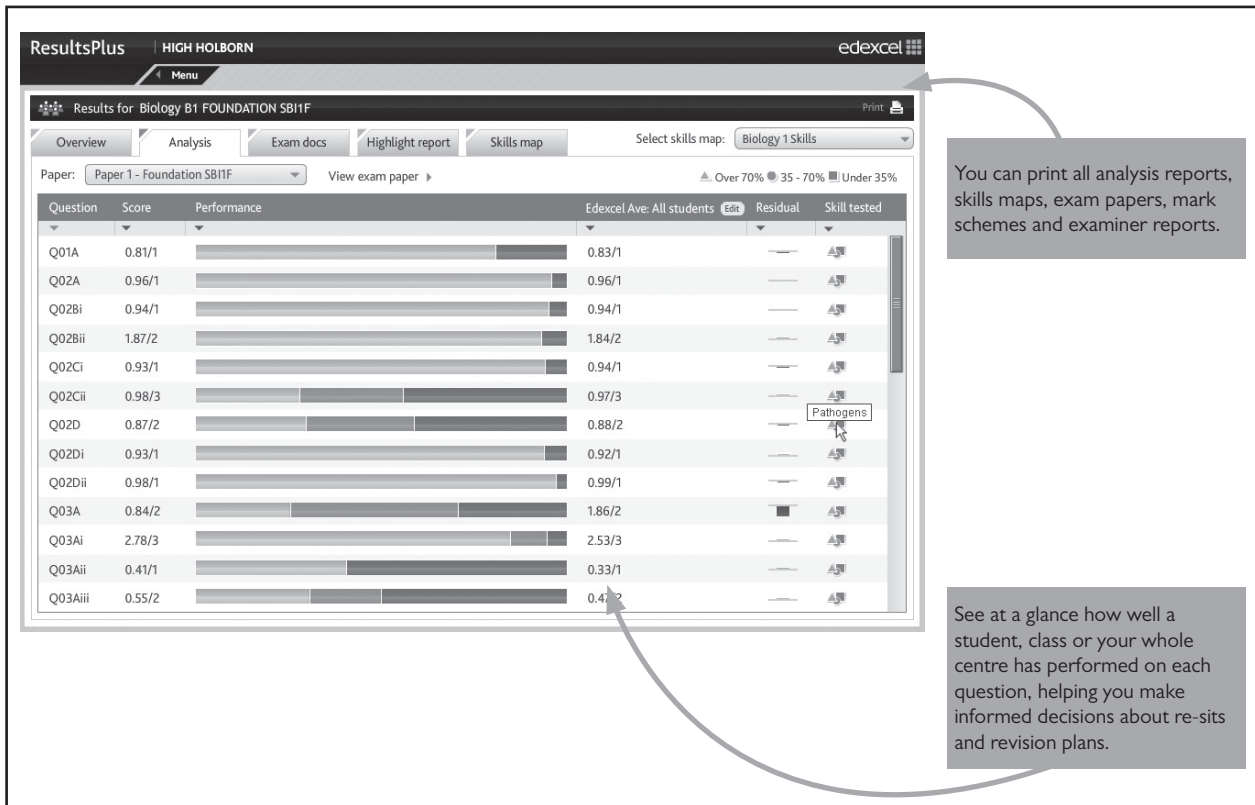
Our new Mock Analysis service provides the same detailed level of analysis for past papers used for revision as is provided for the live exam papers. This helps teachers gain a deep understanding of students' strengths and weaknesses before they take their exams.

The screenshot displays the Edexcel ResultsPlus Mock Analysis interface. The browser window title is "Edexcel ResultsPlus - Microsoft Internet Explorer provided by Edexcel". The URL is "https://www.resultsdirect.co.uk/ResultsPlus/ResultsPlusUser/ViewMockAnalysis.aspx". The page header includes "ResultsPlus Mock Analysis" and "SIMON BALLE SCHOOL Mark Jordan". The main content area is titled "Student analysis > Mock results for Mark Test". It features a table with the following columns: "GCSE", "Date", "Target grade", and "Current estimated grade". The table lists several GCSE awards and units with their respective target and current grades, along with progress bars and "View paper analysis" and "Edit grade" buttons.

GCSE	Date	Target grade	Current estimated grade
1380 GCSE Award: MATHEMATICS (LINEAR)	June 2010	C	0 0 0 0 0 0
Units	Date		
1380 GCSE Unit: MATHEMATICS (LINEAR)	June 2010		View paper analysis
2381 GCSE Award: MATHEMATICS (MODULAR)	June 2010	Not set	0 0 0 0 0 0
2734 GCSE Award: ENGLISH STUDIES DBL AWARD	June 2010	CC	0 0 0 0 0 0 0 0 0 0 0 0 0 0 0 0
Units	Date		
5736 GCSE Unit: ENGLISH 6	June 2010		View paper analysis
3226 GCSE Award: FRENCH	June 2010	B	0 0 0 0 0 0 0 0 0 0
Units	Date		
3226 GCSE Unit: FRENCH	June 2010		View paper analysis

3 How ResultsPlus supports teaching and learning

Lets teachers see their students' scores for every exam question



ResultsPlus HIGH HOLBORN edexcel

Results for Biology B1 FOUNDATION SBI1F

Overview Analysis Exam docs Highlight report Skills map Select skills map: Biology 1 Skills

Paper: Paper 1 - Foundation SBI1F View exam paper

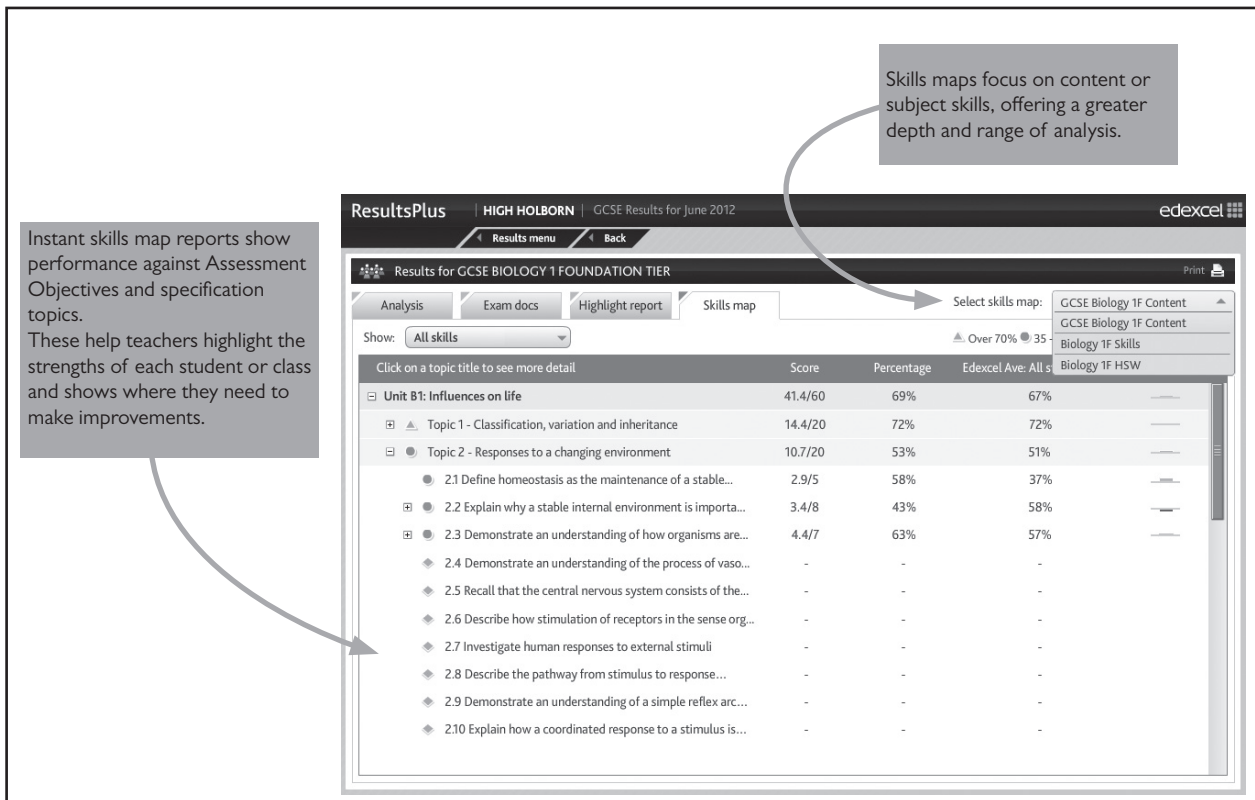
Question	Score	Performance	Edexcel Ave: All students	Residual	Skill tested
Q01A	0.81/1		0.83/1	—	Pathogens
Q02A	0.96/1		0.96/1	—	Pathogens
Q02Bi	0.94/1		0.94/1	—	Pathogens
Q02Bii	1.87/2		1.84/2	—	Pathogens
Q02Ci	0.93/1		0.94/1	—	Pathogens
Q02Cii	0.98/3		0.97/3	—	Pathogens
Q02D	0.87/2		0.88/2	—	Pathogens
Q02Di	0.93/1		0.92/1	—	Pathogens
Q02Dii	0.98/1		0.99/1	—	Pathogens
Q03A	0.84/2		1.86/2	—	Pathogens
Q03Ai	2.78/3		2.53/3	—	Pathogens
Q03Aii	0.41/1		0.33/1	—	Pathogens
Q03Aiii	0.55/2		0.41/2	—	Pathogens

Over 70% 35 - 70% Under 35%

You can print all analysis reports, skills maps, exam papers, mark schemes and examiner reports.

See at a glance how well a student, class or your whole centre has performed on each question, helping you make informed decisions about re-sits and revision plans.

Helps your colleagues spot topics, skills and types of question where students need to improve their learning



ResultsPlus HIGH HOLBORN GCSE Results for June 2012 edexcel

Results menu Back

Results for GCSE BIOLOGY 1 FOUNDATION TIER

Analysis Exam docs Highlight report Skills map Select skills map: GCSE Biology 1F Content

Show: All skills Over 70% 35 - 70% Under 35%

Click on a topic title to see more detail

	Score	Percentage	Edexcel Ave: All s
Unit B1: Influences on life	41.4/60	69%	67%
Topic 1 - Classification, variation and inheritance	14.4/20	72%	72%
Topic 2 - Responses to a changing environment	10.7/20	53%	51%
2.1 Define homeostasis as the maintenance of a stable...	2.9/5	58%	37%
2.2 Explain why a stable internal environment is importa...	3.4/8	43%	58%
2.3 Demonstrate an understanding of how organisms are...	4.4/7	63%	57%
2.4 Demonstrate an understanding of the process of vaso...	-	-	-
2.5 Recall that the central nervous system consists of the...	-	-	-
2.6 Describe how stimulation of receptors in the sense org...	-	-	-
2.7 Investigate human responses to external stimuli	-	-	-
2.8 Describe the pathway from stimulus to response...	-	-	-
2.9 Demonstrate an understanding of a simple reflex arc...	-	-	-
2.10 Explain how a coordinated response to a stimulus is...	-	-	-

Instant skills map reports show performance against Assessment Objectives and specification topics. These help teachers highlight the strengths of each student or class and shows where they need to make improvements.

Skills maps focus on content or subject skills, offering a greater depth and range of analysis.

Helps teachers discover how the performance of students in your centre compares with Edexcel national averages

The screenshot shows the ResultsPlus interface for 'HOLBORN HIGH' displaying 'GCSE results for June 2008'. The main table shows performance for '5540H MATHEMATICS (LINEAR)'. The table includes columns for 'Mean score', 'Percentage', and 'Edexcel Ave'. A callout box titled 'Select an average type' is shown, listing options from 'All students' to 'All students achieving grade U'. A text box explains that comparisons of scores and grades against other Edexcel students help put performance into context.

Topic	Mean score	Percentage	Edexcel Ave
Numbers and Algebra	73.57/105	70%	(64%)
AO2/J Equations, formulae and identities	34.98/52	67%	(61%)
AO2/2A Introducing algebra (Letters for numbers, collecting like terms, some ...)	12.61/16	79%	(74%)
Derive expressions (2 or more terms)	1.9/2	95%	(85%)
Simplify terms	0.9/1	90%	(71%)
Simplify by collecting like terms	0.85/1	85%	(83%)
Multiply out brackets	3.88/4	97%	(89%)
Multiply out brackets and simplify	1.75/2	87%	(84%)
Simplify algebra (by addition or subtraction of indices)	2.88/3	96%	(89%)
Simplify harder algebraic fractions	0.46/3	15%	(21%)
AO2/2B Expanding and factorising quadratics	5.29/7	76%	(66%)
Expand and simplify $(x + a)(x + b)$	1.88/2	94%	(77%)
Factorise simple quadratic expressions	1.76/2	88%	(67%)

Select an average type

- All students
- All students achieving grade A*
- All students achieving grade A
- All students achieving grade B
- All students achieving grade C
- All students achieving grade D
- All students achieving grade E
- All students achieving grade F
- All students achieving grade G
- All students achieving grade U

OK Cancel

Comparisons of scores and grades against other Edexcel students, including those achieving a particular grade, helps teachers put students' performance into context.

Helps colleagues track progress against target grades and focus revision more effectively with NEW Mock Analysis

The screenshot shows the ResultsPlus Mock Analysis interface for 'HIGH HOLBORN'. It displays a list of subjects and their performance metrics. A callout box lists features of NEW Mock Analysis, such as question-by-question analysis and comparison to national data. A second screenshot shows a detailed 'Question analysis' table for 'Biology B1 FOUNDATION SB1F' with columns for 'Question', 'Score', 'Performance', 'Edexcel Ave: All students', 'Residual', and 'Skill tested'.

Mock Analysis gives teachers the same depth of understanding of students' strengths and weaknesses BEFORE they have taken the real exams. They can also use the new EBacc Tracker feature to monitor student performance across these key subjects

For a student, class or group, NEW Mock Analysis lets teachers see:

- question-by-question analysis, with clear graphics and scores
- skills map reports to contextualise performance
- comparisons to national data to help teachers spot where students need most help
- highlight reports to share with students and parents

Question	Score	Performance	Edexcel Ave: All students	Residual	Skill tested
Q01A	0.87/1		0.83/1		
Q02A	0.96/1		0.96/1		
Q02Bi	0.94/1		0.94/1		
Q02Bii	1.87/2		1.84/2		
Q02Ci	0.93/1		0.94/1		
Q02Cii	0.98/3		0.97/3		
Q02D	0.87/2		0.88/2		Pathogens
Q02Di	0.93/1		0.92/1		
Q02Dii	0.98/1		0.99/1		
Q03A	0.84/2		1.86/2		
Q03Ai	2.78/3		2.53/3		
Q03Aii	0.41/1		0.33/1		
Q03Aiii	0.55/2		0.47/2		

4 Your Next Steps

You can help the colleagues delivering Edexcel qualifications in your centre, by carrying out the following steps:

1. Set up your own ResultsPlus account (see the instructions on how to do this below)
2. Set up a ResultsPlus account for each of your colleagues delivering Edexcel qualifications (please check to see if they already have an account – if not, see the instructions below)
3. Let these colleagues know that they have access to this free service
4. Arrange a time with these colleagues to inform them about the benefits of using this free service (as outlined on pages 3 to 6)
5. Direct them to the training offered by Edexcel to help build teachers' confidence in using this valuable exam data analysis (see page 8 of this document)
6. Support them with using the service by familiarising yourself with ResultsPlus. You can do this both by attending a training session and by downloading a copy of the ResultsPlus User Guide (a print-quality version can be found in your ResultsPlus account). See www.edexcel.com/resultsplususerguide for an onscreen version.

You will find the following information useful as a quickstart guide to accessing the service. Once you've logged into your ResultsPlus account, please download, save and print a copy of the complete ResultsPlus User Guide ('ResultsPlus User Guide v1.0 (13MB - recommended for printing).pdf'). You can then insert the guide into this Information Manual for easy access when answering your colleagues' queries.

5 What you need to know in order to support your colleagues

5.1 Getting or updating your ResultsPlus Account

To use the service, you need your own Edexcel Online (EOL) account with the ResultsPlus access enabled. If you don't have an EOL account, please call our EOL helpdesk on 0844 576 0024. The helpdesk will help to set you up with an EOL Administrator account for your centre. You will need to call from your institution during normal school open hours, as we only set up new accounts using a secure call-back to the school.

If you already have an EOL account, but ResultsPlus access is not enabled, you can update your EOL profile by clicking the *Edit my Account* link in the dark blue menu bar at the top of the page. To enable ResultsPlus access please tick the "ResultsPlus" profile box.

Once we have set up your account, your username and password will be emailed to you. If you cannot remember your password, you can request an email reminder from the ResultsPlus log-in page (www.edexcel.com/resultsplus).

5.2 Setting up your colleagues with access to ResultsPlus

As an EOL administrator, you can set up accounts for colleagues teaching Edexcel qualifications and set or edit their profiles so that the ResultsPlus is enabled.

Once you've logged into Edexcel Online, select the 'Centre Accounts' item from the main home page menu. Select 'Search Accounts' to locate and amend the profile of an existing user, and select 'New Account' to set up new users. After ensuring that each user's personal details and specific email address are provided, select 'New/Edit User Access Profile' and simply check the 'ResultsPlus' option. This profile enables them to access ResultsPlus only; if you do not want them to be able to access any Edexcel Online services, just make sure that you do not tick any further access profiles.

Before setting up these colleagues with a ResultsPlus account, please check whether they have previously set up their own accounts. If they have, but cannot remember their username or passwords, they can request an email reminder from the ResultsPlus log-in page (www.edexcel.com/resultsplus).

5.3 Preventing the sharing of accounts

It is not permitted for ResultsPlus account holders to share their accounts with anyone else. In addition to contravening the terms and conditions of use (as detailed below), sharing accounts will also impact on the service account holders experience, specifically in relation to the creation and use of groups. If you suspect any account sharing, please advise your colleagues to cease activity until you have been able to set up each individual using an account with their own username and password.

Section 6.1 of terms and conditions

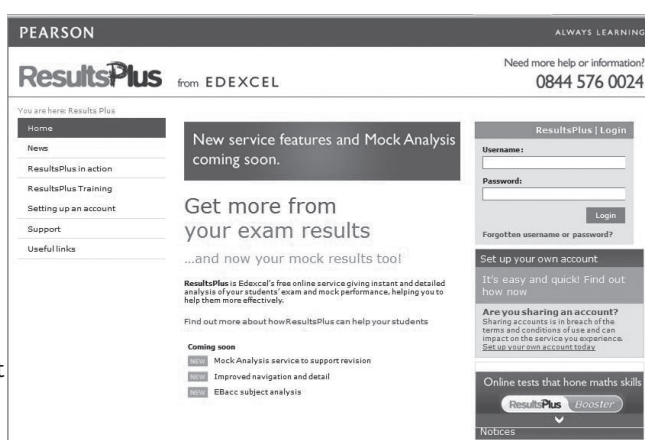
You are solely responsible in all respects for protecting the confidentiality of any username, email verification and password that may be given to you or selected by you for access to the ResultsPlus Service. You may not share these with or transfer them to any third parties. You must notify Edexcel (email us at ukdataprotection@pearson.com) immediately of any unauthorised use of them or any other breach of security regarding our website that comes to your attention.

5.4 Logging into ResultsPlus

You can log into ResultsPlus at www.edexcel.com/resultsplus.

Type in your username and password and click 'Go'.

The first time you use ResultsPlus, you will be asked to read and accept the terms and conditions of use, which include your responsibilities around the use of students' data. Once you have entered your account, we recommend that you download and print the ResultsPlus User Guide and keep it with this information.



5.5 Supporting you with using ResultsPlus

ResultsPlus User Guide

As previously mentioned, the ResultsPlus User Guide provides step-by-step instructions through each aspect of the service. You can view an onscreen version of this guide at www.edexcel.com/resultsplususerguide, but to obtain a print-quality version of the guide, please download the 'ResultsPlus User Guide v1.0 (13MB - recommended for printing).pdf' version found inside your ResultsPlus Account.

Training

We've designed ResultsPlus Training sessions to help build confidence in the use of exam data and to turn this insight into effective actions for your centre. In support of your role as an advisor to your colleagues, this training will help you improve your knowledge of the service, and will also benefit teachers and Heads of Department following Edexcel GCSEs/GCEs and members of the Leadership team.

"A valuable course – one which my school will benefit from in due course."
 "I now know what I can do to enhance intervention and improve results."
 "I feel really enthusiastic about using ResultsPlus. Really enjoyed the day."
 "Feel inspired! Will be going back and using much more"

To find out more about the training options available, please visit www.edexcel.com/resultsplustraining.

ResultsPlus Forum

Our online community offers the ideal place for you to discuss questions and ideas you have about using the information that ResultsPlus provides. Join our ResultsPlus Forum and you'll also be the first to know about updates and will receive support from our Advisors.

Have your say at www.edexcel.com/resultsplusforum.

ResultsPlus website

Our website contains a range of additional materials to support and inform you about ResultsPlus.

This includes:

- interactive user guides
- videos
- FAQs
- e-newsletter sign up.

You can access all this information at www.edexcel.com/resultsplussupport. In addition, you can pose a question on our forum (see above), or view answers to commonly asked questions placed at Ask Edexcel (www.edexcel.com/ask).

Call our support team

If you're really stuck, you can call our support team during office hours on **0844 576 0024**. Please have your Edexcel centre number to hand when calling.